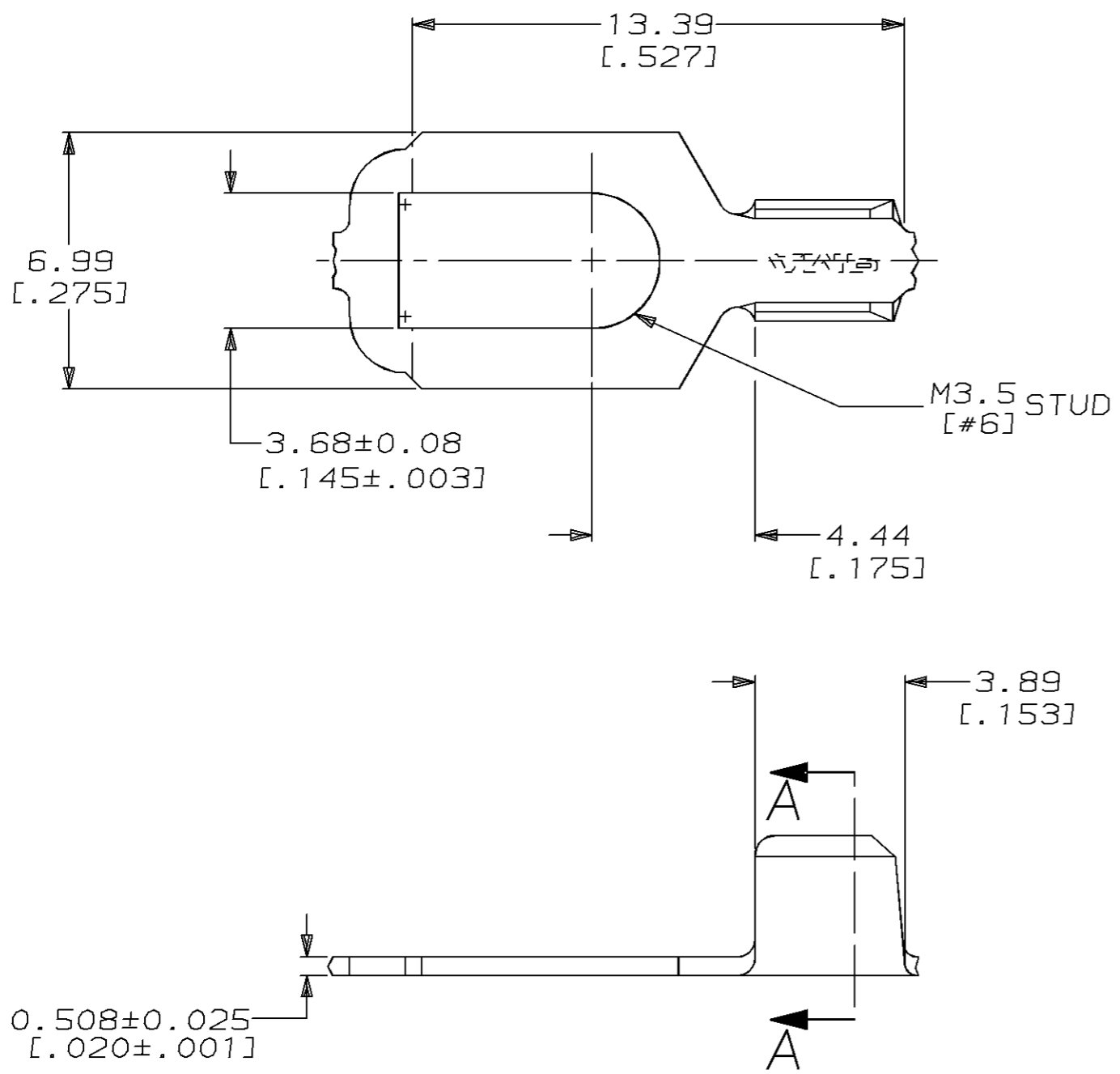

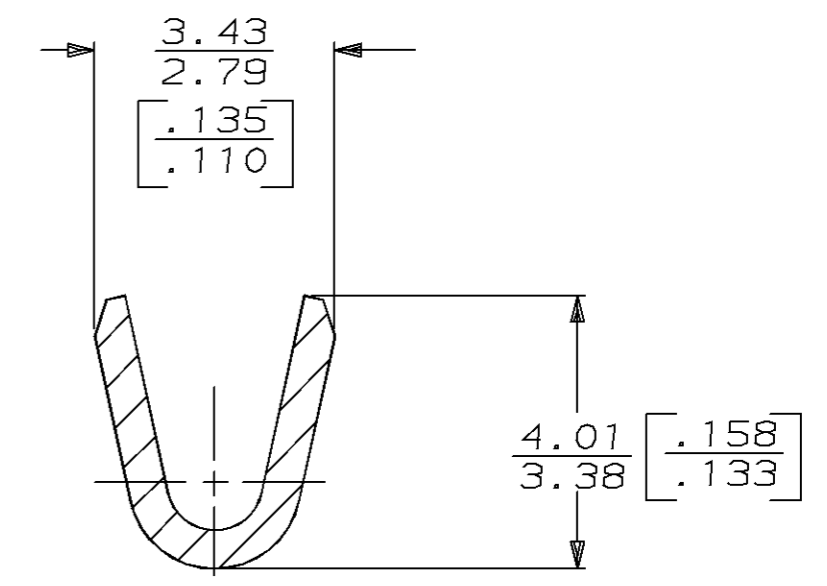


THIS DRAWING IS UNPUBLISHED. RELEASED FOR PUBLICATION ,19 .
 © COPYRIGHT 19 BY AMP INCORPORATED. ALL RIGHTS RESERVED.

LOC	DIST	REVISIONS			
P	LTR	DESCRIPTION	DATE	DWN	APVD
AF	50	G	REV & REDRAWN PER 0710-0263-95	30/AUG/95	PF GY



- 1 CONTINUOUS STRIP ON REEL.
- △ 2 0.002032 [.000080] MIN TIN PLATE PER MIL-T-10727.
- △ 3 SUFFIX LETTER MUST BE USED ONLY WHEN ORDERING APPLICATOR TOOLING.



THIS DRAWING IS A CONTROLLED DOCUMENT FOR AMP INCORPORATED. IT IS SUBJECT TO CHANGE AND THE CONTROLLING ENGINEERING ORGANIZATION SHOULD BE CONTACTED FOR THE LATEST REVISION.		DWN 30/AUG/95 PHILLIP M FORTNEY	[20-16] AWG	△ 42318-2A
DIMENSIONS: mm [IN]		CHK 30/AUG/95 MICHAEL FEHER	WIRE RANGE	PART NO
TOLERANCES UNLESS OTHERWISE SPECIFIED: 0 PLC ±- 1 PLC ±- 2 PLC ±0.25 [.010] 3 PLC ±- 4 PLC ±- ANGLES ±- FINISH △ 2		APVD 30/AUG/95 GARY YETTER	AMP Incorporated Harrisburg, PA 17105-3608	
MATERIAL 082 BRASS		PRODUCT SPEC -	NAME SPADE, FLANGED	
		APPLICATION SPEC -	SIZE A3	CAGE CODE 00779
		WEIGHT -	DRAWING NO C-42318	
		CUSTOMER DRAWING	SCALE 6:1	SHEET 1 OF 1
				REV G